


AUTOBOX ABX-2L

Automated Heat Exchanger Tube Cleaning



OVERVIEW

The StoneAge AutoBox ABX-2L is an automated system for hands-free heat exchanger tube cleaning applications. It was designed to reliably control a pair of flex lances for cleaning exchanger tube IDs with an emphasis on portability, ease of setup, and safety.

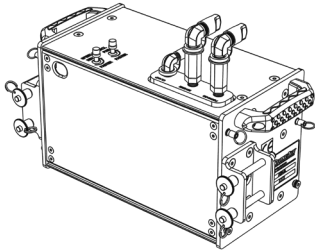
Paired with StoneAge Banshee rotary tube cleaning nozzles and our lightweight positioner, the ABX-2L offers safe and efficient tube cleaning in the harshest exchanger environments.

COMPETITIVE ADVANTAGES

- **NEW FOR 2020!** Optimized belt drive delivers more torque for increased productivity and difficult vertical jobs that are not doable with other systems
- **Cost of ownership is greatly reduced** as compared to competitive equipment through simple maintenance and affordable replacement parts
- **Hose clamp pressure and feed rates can be quickly adjusted** for repeatable, consistent cleaning
- **Operates reliably in highly corrosive environments** after other systems failed
- **Full line of accessories available** to help you make the most of your investment
- Dual-motor option available for extreme applications

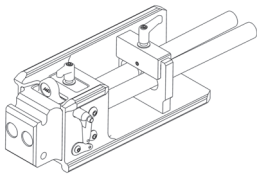
FEATURES	BENEFITS
<ul style="list-style-type: none"> • Optimized belt drive 	<ul style="list-style-type: none"> • More power for increased traction, speed, and drive force • Ideal for vertical and large hose applications • More cleaning productivity, more jobs/same time • Easy maintenance – <i>less than 2 minutes to replace</i>
<ul style="list-style-type: none"> • Independent forward/reverse speed control 	<ul style="list-style-type: none"> • Consistent cleaning in both directions produces better results in less time
<ul style="list-style-type: none"> • Remotely adjustable hose clamp 	<ul style="list-style-type: none"> • Adjust to changing conditions on the fly and minimize hose wear without interrupting workflow
<ul style="list-style-type: none"> • Portable, ergonomic control box with integrated dump 	<ul style="list-style-type: none"> • Operate all features from outside the blast zone for safety and better line of sight
<ul style="list-style-type: none"> • Use hose sizes from 3/2 to 8/4 without changing parts 	<ul style="list-style-type: none"> • Save time on the job + less wear/spare parts = maintenance cost savings
<ul style="list-style-type: none"> • Increased maintenance interval for reduced cost of ownership 	<ul style="list-style-type: none"> • Long belt life • Low-cost replacement
<p>FULL RANGE OF HOSE STOPS, COLLETS, GUIDE TUBES, AND BANSHEE NOZZLES AVAILABLE</p>	

AUTOBOX ABX-2L OVERVIEW



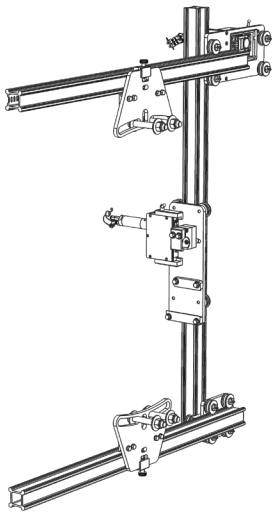
ABX-2L HOSE TRACTOR

- Lightweight and compact design
- Heavy-duty 75mm wide drive belt ensures traction in all operating conditions
- Can run any hose size from 3/2 to 8/4 without component changes
- Can be used in dual or single lance applications
- Quick pin attachment to guide assembly
- Hinged side doors for easy access to rollers and drive components



GUIDE ASSEMBLY

- Turn-knob control provides precise pitch adjustment
- Quick-change guide tubes are common material
- 17-4 SS hose stop collets for anti-withdrawal protection

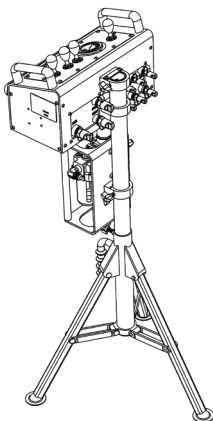


LIGHTWEIGHT POSITIONER

- Modular and expandable
- Quick-install drive carriages enable assembly without air supply
- Utilizes lightweight 2.5 in (6 mm) box rail
- Durable stainless steel air motors
- Variety of clamp and bolt-on attachment options are available
- Compatible with full line of AutoBox systems (ABX-3L, ABX-2L, ABX-PRO)

CONTROL BOX

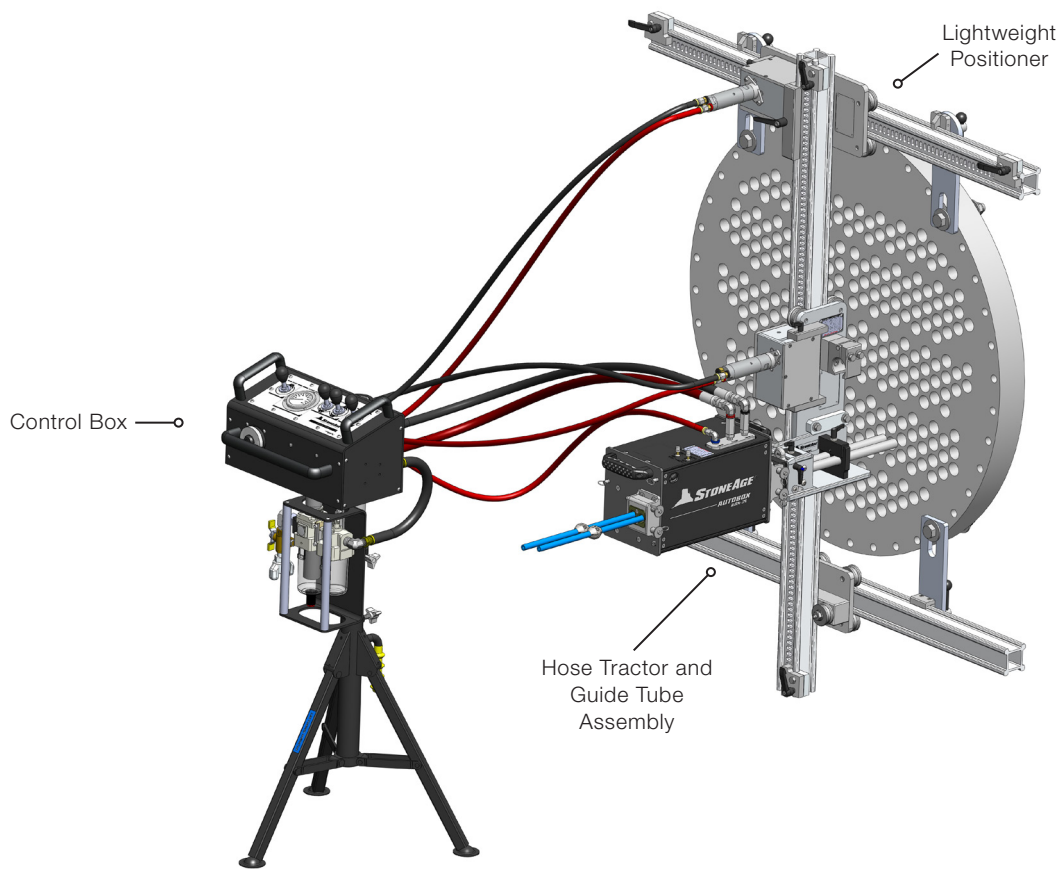
- Small, lightweight, ergonomic design that includes a portable stand and filter-regulator-lubricator assembly
- Tractor controls: forward/reverse hose feed and clamp pressure
- Positioner controls: left/right and up/down
- Pneumatic dump control switch



TOOL SPECIFICATIONS

MODEL	ABX-2L-B
Hose Feed Rate	0.3–3.0 ft/sec 8–914 mm/sec
Hose Size	3/2–8/4
Push/Pull Force	Single Motor: 15–70 lb 7–32 kg Dual Motor: 15–150 lb 7–68 kg
Pitch Adjustment	0.625–2.5 in. 16–64 mm
Operating Air Pressure	100 psi 0.70 MPa
Manway Access	18 in. 457 mm
Dimensions	8.3 in. W x 8.2 in. H x 16.9 in. L 211 mm x 208 mm x 429 mm
Weight	Single Motor: 43 lbs 20 kg Dual Motor: 48 lbs 22 kg

AUTOBOX ABX-2L CONFIGURATION



To configure an AutoBox ABX-2L, the following information should be obtained:

- Size of rotary tool
- Size of hose
- Diameter of tube bundle (positioner window size)
- Length of guide tubes required – standard and custom lengths available
- Preferred mounting clamp(s) for positioner

AUTOBOX ABX-2L CONFIGURATION

ORDERING THE AUTOPACK

StoneAge offers a complete package for the AutoBox ABX-2L that includes **all the available sizes of all component parts in a portable job box**. The ABX-2L AutoPack configuration is shown below:

PACKAGE PART ID		AUTO-2L-B-LWP-PKG
QTY	DESCRIPTION	PART ID
1	Kit, 12in Tubes w/Adapters, (2 ea ABX 115, 116, 117, 119)	ABX 630-12
1	Hose Guide Tube Assy, (up to 8mm hose)	ABX-201
1	AutoBox Assy, Belt Drive, 2L	ABX-2L-B
1	Placeholder Kit, Y Manifold with Plugs and Glands	ABX 369-???-K
1	Control Box, Stand, FRL Assy, for ABX	CB-ABX
1	Chest, 2L-B and LWP	GPT 067-2L-B-001
1	Kit, Hose Stop and Collet 2L	GPT 107
2	Tool Bag, 18in	GPT 310
1	Kit, Quick Clamp Assy (Clamp to flange, 4 Pcs.)	LWP 621
1	Kit, Plate Clamp Assy (Bolted to flange, 2 Pcs.)	LWP 622
1	Lightweight Positioner, 6ft, 48in/1220mm Flange	LWP-500-6-V2
1	Binder, AUTOPACK-2L-B	PL 680

??? - Specify options/sizes

ORDERING THE COMPLETE PACKAGE

StoneAge offers a complete package for the AutoBox ABX-2L that includes **all the available sizes of all component parts**. The ABX-2L complete package configuration is shown below:

PACKAGE PART ID		ABX-2L-B-1-PKG
QTY	DESCRIPTION	PART ID
1	Kit, Hose Stop Collets, 2L, (1ea size range .297-.625)	ABX 621
1	Kit, 12in Tubes w/Adapters, (2 ea ABX 115, 116, 117, 119)	ABX 630-12
1	Hose Guide Tube Assy, (up to 8mm hose)	ABX-201
1	AutoBox Assy, Belt Drive, 2L	ABX-2L-B
1	Placeholder Kit, Y Manifold with Plugs and Glands	ABX 369-???-K
1	Control Box, Stand, FRL Assy, for ABX	CB-ABX
1	Kit, Hose Stops, (2 ea, sizes 0.27-0.61 in.)	HS 621
1	Kit, Quick Clamp Assy (Clamp to flange, 4 Pcs.)	LWP 621
1	Kit, Plate Clamp Assy (Bolted to flange, 2 Pcs.)	LWP 622
1	Lightweight Positioner, 6ft, 48in/1220mm Flange	LWP-500-6-V2

AUTOBOX ABX-2L CONFIGURATION

ORDERING THE BASE PACKAGE

StoneAge offers a base package for the AutoBox ABX-2L hose tractor. The ABX-2L base package is preconfigured for the most common applications to include: 1. AutoBox ABX-2L hose tractor, 2. Guide assembly, 3. Control box, 4. Backout collet, 5. Hose feed stops for specified hose size.

The base ABX-2L package can be configured to the specifications of your job with the addition of customized options. Fully custom solutions are possible by contacting StoneAge Customer Service.

The ABX-2L base package and standard options are shown below:

PACKAGE PART ID		ABX-2L-B-PKG
QTY	DESCRIPTION	PART ID
1	AutoBox Assy, Belt Drive, 2L	ABX-2L-B*
1	Hose Guide Tube Assy, (up to 8mm hose)	ABX-201
1	Control Box, Stand, FRL Assy, for ABX	CB-ABX
1	Hose Stop, Collet Style, .297"/7.54mm (3/2, 2240D-02)	ABX 121-???
2	Kit, Hose Stop and Collet 2L	HS 121-???

*The tractor is also available in a 2-motor version, **ABX-2L-B-2M**

Base Package Options

QTY	DESCRIPTION	PART ID
2	Guide Tube, .546 ID, 12.5"/315.7 mm L (BN13)	ABX 116-12
1	Placeholder Kit, Y Manifold with Plugs and Glands	ABX 369-???-K
1	Lightweight Positioner, 6' 48"/1220 mm Flange	LWP-500-6-V2
1	Kit, Plate Clamp Assembly (Bolted to flange, 2 Pcs.)	LWP 622

?? - Specify options/sizes

AUTOBOX ABX-2L CONFIGURATION

PACKAGE CONFIGURATION OPTIONS

LIGHTWEIGHT POSITIONER OPTIONS

RAIL LENGTH	DESCRIPTION	PART ID
48 in. 1219 mm	Lightweight Positioner, 4' 24"/610mm Flange	LWP-500-4-V2
72 in. 1829 mm	Lightweight Positioner, 6ft, 48in/1220mm Flange	LWP-500-6-V2
RAIL EXTENSIONS		
24 in. 610 mm	Box Rail, Slotted, Extension Kit, 2.5", 2'	LWP 580-2-001
	Box Rail Extension Kit, 2.5", 2'	LWP 581-2-001
	LWP Rail Extension Kit, 2' (2 Slotted Rail, 1 Box Rail)	LWP 582-2-V2
48 in. 1219 mm	Box Rail, Slotted, Extension Kit, 2.5", 4'	LWP 580-4-001
	Box Rail Extension Kit, 2.5", 4'	LWP 581-4-001
	LWP Rail Extension Kit, 4' (2 Slotted Rail, 1 Box Rail)	LWP 582-4-V2
72 in. 1829 mm	Box Rail, Slotted, Extension Kit, 2.5", 6'	LWP 580-6-001
	Box Rail Extension Kit, 2.5", 6'	LWP 581-6-001
	LWP Rail Extension Kit, 6'	LWP 582-6-V2

Please Note: Extension kits, maximum total rail length is 120" with standard clamps. Custom solutions available.

POSITIONER CLAMP OPTIONS

DESCRIPTION	PART ID
Kit, Quick Clamp Assy, Slotted (Bolted to flange, 4 Pcs.)	LWP 620
Kit, Quick Clamp Assy (Clamp to flange, 4 Pcs.)	LWP 621
Kit, Plate Clamp Assy (Bolted to flange, 2 Pcs.)	LWP 622
Kit, Positioner Clamp (3 sets of clamps)	LWP 625
Scaffold Quick Clamp Assy	LWP 554
Set of 4, Scaffold Quick Clamp Assy	LWP 554-K

BELT OPTIONS

BELT TYPE	DESCRIPTION	PART ID
Standard	Belt, 10mm, 50A, SIPE, blue	ABX 305-50
Low Traction	Belt, 10mm, 70A, SIPE, green	ABX 305-70
Heavy Duty	Belt, 25mm, 80A, SIPE, black	ABX 305-80

AUTOBOX ABX-2L CONFIGURATION

GUIDE TUBE OPTIONS

Guide tubes can be cut to length to accommodate channel head requirements. We offer four (4) standard lengths based on the rotary tool used. Contact StoneAge Customer Service for custom lengths.

ROTARY TOOL	GUIDE TUBE ID	GUIDE TUBE LENGTH	GUIDE TUBE PART ID
Banshee BN9.5	0.459 in. 12 mm	8.0 in. 203 mm	ABX 115-8
		12.5 in. 316 mm	ABX 115-12
		16.0 in. 406 mm	ABX 115-16
		36.0 in. 914 mm	ABX 115-36
Banshee BN13	0.546 in. 14 mm	8.0 in. 203 mm	ABX 116-8
		12.5 in. 316 mm	ABX 116-12
		16.0 in. 406 mm	ABX 116-16
		36.0 in. 914 mm	ABX 116-36
Banshee BN15	0.674 in. 17 mm	8.0 in. 203 mm	ABX 117-8
		12.5 in. 316 mm	ABX 117-12
		16.0 in. 406 mm	ABX 117-16
		36.0 in. 914 mm	ABX 117-36
Banshee BN18	0.745 in. 19 mm	8.0 in. 203 mm	ABX 119-8
		12.5 in. 316 mm	ABX 119-12
		16.0 in. 406 mm	ABX 119-16
		36.0 in. 914 mm	ABX 119-36

MANIFOLD KIT OPTIONS

QTY	PRESSURE	DESCRIPTION	PART ID
1	22k psi 1500 bar	Y Manifold kit with Plugs and Glands, 22k psi/1500 bar	ABX 369-MP12-K
1	40k psi 2800 bar	Y Manifold kit with Plugs and Glands, 40k psi/2800 bar	ABX 369-H9-K

MANIFOLD ADAPTERS - INLET OPTIONS

DESCRIPTION	PART ID
Adapter, 1-12 Type-M x MP12	AF 063-MP12
Adapter, 7/8-14 Type-M x 9/16HP	AF 062-H9
Gland, 9/16 HP	AF 070-H9
Collar, 9/16 HP	AF 071-H9
Collar, M14x1.5 LH, HP	AF 071-HM14L
Adapter 3/4 MP(M) X M24 1500 bar	GP 255-MP12M24C
Adapter 3/4 MP(M) X M36 1379 bar	GP 255-MP12M36C
Adapter 3/4 MP(M) X 1/2 BSPP 1379 bar	GP 255-MP12BSPP8C
Adapter 3/4 MP(M) X 3/4 BSPP 1379 bar	GP 255-MP12BSPP12C

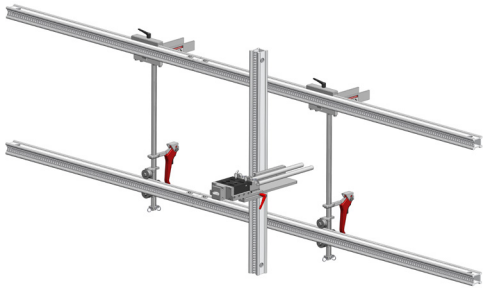
MANIFOLD ADAPTORS - OUTLET OPTIONS

DESCRIPTION	PART ID
Adapter, 9/16-18 Type-M x 3/8HP	AF 060-H6
Gland, 3/8 HP	AF 070-H6
Collar, 3/8 HP	AF 071-H6
Adapter for HP 3/8, Metric Hose	GP 255-H6M24C
Adapter 9/16 MP(M) X M24 1500 bar	GP 255-MP9M24C
Adapter 9/16 MP(M) X 1/4 BSPP 1500 bar	GP 255-MP9BSPP4C
Adapter 9/16 MP(M) X 3/8 BSPP 1500 bar	GP 255-MP9BSPP6C

AUTOBOX ABX-2L CONFIGURATION

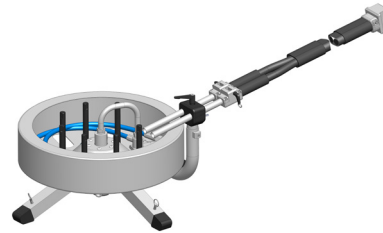
ACCESSORIES

The following accessory systems are available for the AutoBox ABX-2L:



FIN FAN ACCESSORY

Adapts ABX-2L for fin fan exchanger cleaning



HOSE CONTAINMENT SYSTEM

Safely manages high pressure hose and prolongs hose life



AUTOSTROKE

Increases productivity when cleaning plugged tubes

Visit our website for Tools Talks and specifications for these accessory systems:

WWW.STONEAGETOOLS.COM

MAINTENANCE RESOURCES

DESCRIPTION	PART ID
Guide Tube Anti Twist Clamp Assy, .625	ABX 140-625
Guide Tube Anti Twist Clamp Assy, .840	ABX 140-840
Guide Tube Anti Twist Clamp Assy, .875	ABX 140-875
Crimp Collet Gauge w/engraving	ABX 005
Kit, Banshee Universal Wench BN9.5-BN24, w/Engraving, 2 Per Kit	BN 880-K
Kit, 2L-B Repair, Belt Track Drive Assy, Top	ABX 661
Kit, Upgrade, ABX-2L-B to 2 Motors	ABX-2L-B-2M-U

Tool manuals and training videos are available on our website:

WWW.STONEAGETOOLS.COM

For questions or help with a specific application, configuration or tool repairs, please contact StoneAge Customer Service.