


Lancing Positioner Systems



STEP 3

Positioning Unit

Select the positioner and upgrade options to fit your applications.

For Both Horizontal and Vertical Applications

Stainless Steel Cross Tubes

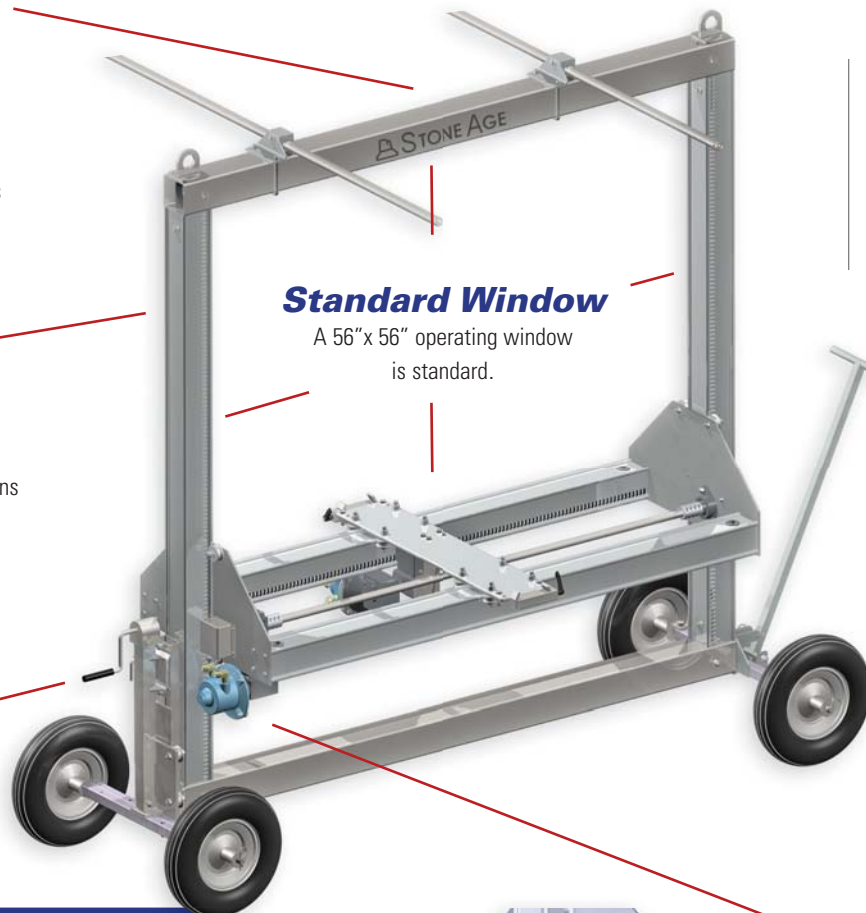
These sturdy cross tubes frame a standard 56" x 56" window. A step-by-step assembly guide available on our web site details the entire assembly process.

Slotted Rails

Slotted aluminum rails allow for a direct gear drive to move the carriage in the X and Y axis. The result is a system that re-positions the lances both easily and accurately across the bundle face.

Tilt Function

A hand powered tilt function allows the operator easy adjustments to match tube bundle rows.



Standard Window

A 56" x 56" operating window is standard.

Steering Control


The front wheel set pivots and locks into position to provide maneuverability on the jobsite.

LP Specifications

MODEL		WEIGHT
LP-100-78™	Lance Positioner	312 lbs 141 kg
BRUD 220™	Rear Support *	96 lbs 44 kg
LP 200™	Wheel Kit **	183 lbs 83 kg

* The rear support is shown on page 29.

** With Steering and Tilt Functions.



Pneumatic Drive

Air motors and gearboxes drive gears that index the carriage in the X and Y axis.