

# Lancing Rails & Extensions



**Rails and Extensions  
Adapt to Your Length**

## STEP 1

### Rail & Extensions

Select rail and extensions long enough for sufficient cleaning stroke.

**BRLM™ 080  
Extension Kit**

**BRLM™ 300-15  
Lancing Drive Rail**

## Getting Started - Selecting Lancing Rails




Every Lancing Rail System from **StoneAge®** starts as a basic 15 ft unit (**BRLM™ 300-15**), with additional lengths available via our Extension Kits (**BRLM™ 080**). Extensions come in 5 ft, 10 ft and 15 ft sections and can be added in multiple fashion, all the way up to 60 ft. maximum stroke. Note the chart to the right.

## Rail & Extension Specifications

Basic Rail	WEIGHT	LENGTH	STROKE
<b>BRLM™ 300-15</b>	122 lbs 55 kg	15 ft 4.6 m	12 ft 3.7 m
Extension Kits*	WEIGHT	LENGTH	ADDS STROKE
<b>BRLM™ 080-05</b>	26 lbs 12 kg	5 ft 1.5 m	4.8 ft 1.5 m
<b>BRLM™ 080-10</b>	45 lbs 20 kg	10 ft 3.1 m	9.5 ft 2.9 m
<b>BRLM™ 080-15</b>	65 lbs 29 kg	15 ft 4.6 m	14 ft 4.3 m

\* Includes Rail, Splice, Chain and Guide

## Tool Talk™ - Assembly & Maintenance Instructions



### Free Instructional Aids

In addition to our detailed Operator's Manuals, we also have instructional videos prepared on DVDs to help walk you through the assembly,

maintenance and repair of our tools. In the example above, the **LP/BRLM™** assembly video takes you from unpacking the crates to full mechanized operation. Each step in the process is identified and discussed, ensuring

proper assembly and function. Additional videos are available detailing our maintenance and overhaul procedures for specific tools, including replacing high pressure seats and seals.