



Accesorios y adaptadores para 20,000 y 40,000 psi


Coples para 20,000 psi

	TUBING OD	PART ID
	1/4 x 3/4	AF 073-M4M12
	1/4 x 9/16	AF 073-M4M9
	3/8 x 3/8	AF 073-M6
	3/8 x 9/16	AF 073-M6M9
	3/8 x 3/4	AF 073-M6M12
	9/16 x 9/16	AF 073-M9
	9/16 x 3/4	AF 073-M9M12
	3/4 x 3/4	AF 073-M12
	1 x 1	AF 073-M16


Reducciones para 20,000 psi

	TUBING OD	PART ID
	1/4 f x 3/8 m	AF 074-M4M6
	1/4 f x 9/16 m	AF 074-M4M9
	3/8 f x 9/16 m	AF 074-M6M9
9/16 f x 3/4 m	AF 074-M9M12	


Adaptador Niple para 20,000 psi

	CONNECTION	PART ID
	9/16 MPm x 3/8 nptf	AF 065-M9P6
	9/16 MPm x 1/2 nptf	AF 065-M9P8
3/4 MPm x 1/2 nptf	AF 065-M12P8	


Coples para 40,000 psi

	TUBING OD	PART ID
	1/4 x 3/8	AF 073-H4H6
	3/8 x 3/8	AF 073-H6
	3/8 x 9/16	AF 073-H6H9
9/16 x 9/16	AF 073-H9	


Collares para 40,000 psi

	TUBING OD	PART ID
	1/4 in.	AF 071-H4
	3/8 in.	AF 071-H6
9/16 in.	AF 071-H9	


Collarines para 20,000 psi

	TUBING OD	PART ID
	1/4 in.	AF 070-M4
	3/8 in.	AF 070-M6
	9/16 in.	AF 070-M9
	3/4 in.	AF 070-M12
1 in.	AF 070-M16	


Collarines antivibracion para 20,000 psi

	TUBING OD	PART ID
	1/4 in.	AF 072-M4
	3/8 in.	AF 072-M6
	9/16 in.	AF 072-M9
	3/4 in.	AF 072-M12
1 in.	AF 072-M16	


Collares para 20,000 psi

	TUBING OD	PART ID
	1/4 in.	AF 071-M4
	3/8 in.	AF 071-M6
	9/16 in.	AF 071-M9
	3/4 in.	AF 071-M12
1 in.	AF 071-M16	


MP-HP Adaptador para 20 y 40,000 psi

	CONNECTION	PART ID
	9/16 HPm x 9/16 MPf	AF 074-H9M9

Collarines para 40,000 psi

	TUBING OD	PART ID
	1/4 in.	AF 070-H4
	3/8 in.	AF 070-H6
9/16 in.	AF 070-H9	

Collarines anti vibracion para 40,000 psi

	TUBING OD	PART ID
	1/4 in.	AF 072-H4
	3/8 in.	AF 072-H6
9/16 in.	AF 072-H9	

NOTE: High Pressure (40k psi) fittings are designed similar to Medium Pressure (20k psi) fittings but are not interchangeable.